

CREDIT OPINION

10 April 2017

Update

Rate this Research >>

RATINGS

Enexis Holding N.V.

Domicile	Rosmalen, Netherlands
Long Term Rating	Aa3
Type	LT Issuer Rating - Dom Curr
Outlook	Stable

Please see the ratings section at the end of this report for more information. The ratings and outlook shown reflect information as of the publication date.

Contacts

Stefanie Voelz 44-20-7772-5555
Senior Credit Officer
stefanie.voelz@moodys.com

Velina Karadzova 44-20-7772-5478
Analyst
velina.karadzova@moodys.com

Adeline Poireau 44-20-7772-8704
Associate Analyst
adeline.poireau@moodys.com

Neil Griffiths-Lambeth 44-20-7772-5543
Associate Managing Director
neil.griffiths-lambeth@moodys.com

Enexis Holding N.V.

Update following rating affirmation

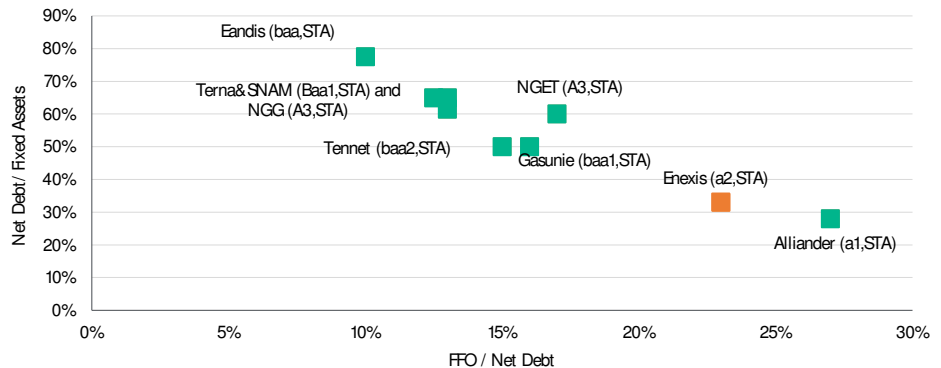
Summary Rating Rationale

The Aa3 long-term issuer rating of Enexis Holding N.V. (Enexis) reflects the low business risk of its electricity and gas distribution operations, which generate more than 90% of earnings and cash flows, supported by a well-defined and transparent Dutch regulatory framework.

The company has historically maintained a strong financial profile but we anticipate a modest decline from 2017 onwards, a reflection of (1) lower returns; but also (2) increased investments, primarily related to the roll-out of the smart meter programme; and (3) a €359 million payment made to peer network Alliander N.V. (Alliander, Aa2 stable) as part of an asset swap arrangement, concluded on 1 January 2016. Nevertheless, financial metrics will remain strong in the context of its wider European regulated network peers.

Exhibit 1

Modest leverage compared to European peers supports strong stand-alone credit quality



Note: (1) Financial metrics used represent middle point of Moody's forward view estimates as published in latest credit opinions and ratings are the stand-alone credit quality (expressed as assigned final rating or baseline credit assessment where applicable); (2) NGET - National Grid Electricity Transmission plc and NGG - National Grid Gas plc
Source: Moody's forward view

The Aa3 rating incorporates a two-notch uplift from Enexis's stand-alone credit quality, reflecting the likelihood of extraordinary financial support being provided by its owners, the largest of which is the Province of Noord-Brabant with around 31% holding, if this were ever required.

Credit Strengths

- » Low business risk of network activities operating under a stable and transparent regulatory regime, with limited contribution from unregulated businesses
- » Moderate capital expenditure requirements after asset swap with Alliander in 2016
- » Modest leverage compared with wider peer group supports
- » Two notches of rating uplift for potential support from local government shareholders

Credit Challenges

- » Falling regulatory returns in the current low interest-rate environment reduce financial flexibility

Rating Outlook

The stable outlook reflects our expectation that Enexis will continue to derive most of its revenues and cash flows from low-risk regulated activities and maintain a financial profile in line with our minimum guidance for the current rating.

Factors that Could Lead to an Upgrade

An upgrade of the final rating is considered unlikely at this time, taking into account (1) the latest regulatory determination with allowed returns decreasing further; (2) the ongoing capital requirements with additional smart metering investments; and (3) the weakening of Enexis's financial profile as a result of net payment to peer network operator Alliander under the 2016 asset swap transaction.

Factors that Could Lead to a Downgrade

A rating downgrade could be triggered by Enexis failing to maintain the following minimum credit metrics on a sustainable basis: funds from operations (FFO)/net debt ratio in the mid to high teens, and leverage measured by net debt/fixed assets no higher than the low fifties, both in percentage terms.

The Aa3 rating could also be subject to downward pressure if our view of the credit profile of the municipalities and provinces owning Enexis or our assessment of extraordinary support changes.

Key Indicators

Exhibit 2

Strong financial metrics despite debt-funded asset swap payment affecting FY2016

	12/31/2016	12/31/2015	12/31/2014	12/31/2013	12/31/2012	12/31/2011
FFO Interest Coverage	8.2x	6.4x	7.8x	5.8x	6.8x	6.5x
Net Debt / Fixed Assets	33.1%	28.3%	28.7%	30.6%	32.6%	31.2%
FFO / Net Debt	25.5%	31.4%	33.8%	31.9%	31.8%	33.5%
FCF / Net Debt	20.6%	23.9%	26.8%	25.5%	25.6%	30.0%

Note: All ratios are based on 'Adjusted' financial data and incorporate Moody's Global Standard Adjustments for Non-Financial Corporations.

Source: Moody's Financial Metrics TM

This publication does not announce a credit rating action. For any credit ratings referenced in this publication, please see the ratings tab on the issuer/entity page on www.moody's.com for the most updated credit rating action information and rating history.

Detailed Rating Considerations

Low business risk underpinned by regulated cashflows

Enexis's core business activities relate to low-risk regulated network operation. These activities generate predictable cash flows over the medium to long term and provide good visibility on future funding requirements.

Less than 10% of Enexis's revenues are derived from other utility services. These non-regulated businesses are complementary to the core activities and include the Fudura energy services brand as well as public lighting and traffic management services as a joint venture with neighbouring network owner Alliander.

Established regulatory framework but returns continue to decline

The Dutch framework, applied since 2000 and 2001 for electricity and gas networks, respectively, allows the country's distribution companies to earn a return on their regulated asset base (RAB), adjusted for consumer price index (CPI) inflation and an efficiency incentive factor. The regulation incorporates incentives based on a "yardstick" mechanism, which defines the cost efficiency and quality factors based on industry averages and encourages network companies to improve profitability by outperforming the sector. This approach is typical of peer regulatory regimes in Europe and we consider that the application by the Dutch regulator, the Authority for Consumers and Markets (ACM), has been transparent and consistent to date.

The current price control period for both electricity and gas distribution runs from January 2017 to December 2021. In September 2016, ACM published its final determination for the period, which includes a gradual reduction in the allowed return to 3.0% (pre-tax, real) by 2021 from 4.0% at the start of the current regulatory period in 2017 (see also Moody's sector-in-depth comment on the draft proposal '[Dutch Regulated Energy Networks: Lower allowed return poses fresh challenge](#)', published in May 2016).

Exhibit 3

Allowed return for Dutch network operators shows declining trend

WACC - Dutch DSOs	2008-2010	2011-2013	2014-2016	2017	2018	2019	2020	2021
risk free rate	4.00%	3.95%	2.50%	2.20%	1.90%	1.67%	1.50%	1.33%
risk premium	0.80%	1.50%	1.20%	0.95%	0.91%	0.87%	0.86%	0.81%
transaction costs	0.00%	0.00%	0.15%	0.15%	0.15%	0.15%	0.15%	0.15%
Nominal Cost of Debt	4.80%	5.45%	3.85%	3.29%	2.96%	2.68%	2.50%	2.29%
nominal risk free rate for CoE	4.00%	3.95%	2.50%	1.28%	1.28%	1.28%	1.28%	1.28%
market risk premium	5.00%	5.00%	5.00%	5.05%	5.05%	5.05%	5.05%	5.05%
asset beta	0.41	0.42	0.35	0.42	0.42	0.42	0.42	0.42
equity beta	0.86	0.81	0.61	0.74	0.74	0.74	0.74	0.74
Nominal Cost of Equity	8.30%	8.00%	5.55%	5.02%	5.02%	5.02%	5.02%	5.02%
gearing assumption	60%	55%	50%	50%	50%	50%	50%	50%
tax rate	25.5%	25.5%	25.0%	25.0%	25.0%	25.0%	25.0%	25.0%
Nominal WACC pre-tax	7.3%	7.8%	5.6%	5.0%	4.8%	4.7%	4.6%	4.5%
inflation	1.75%	1.55%	2.00%	0.90%	1.03%	1.16%	1.29%	1.42%
Real WACC pre-tax	5.5%	6.2%	3.6%	4.1%	3.8%	3.5%	3.3%	3.0%

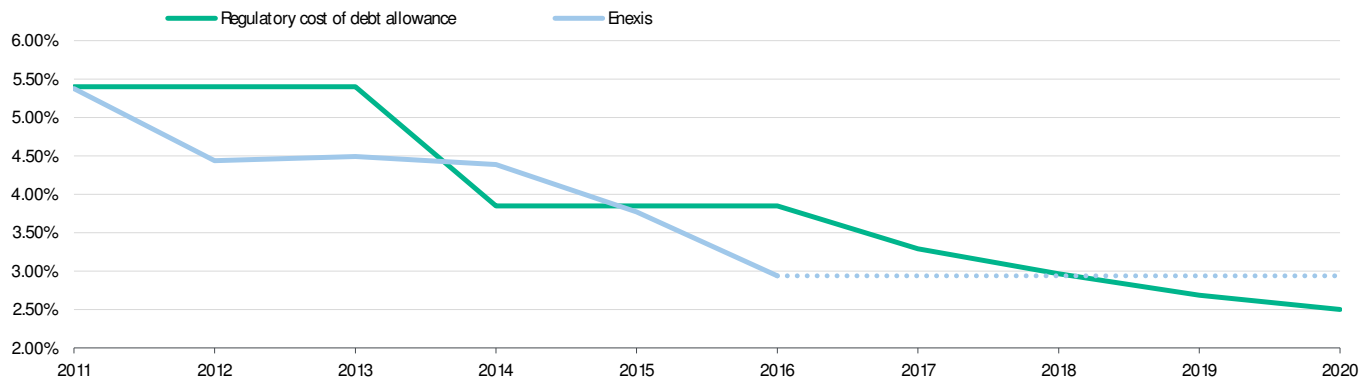
Source: ACM, Moody's calculations

The reduction in allowed returns is less material than for the previous regulatory period where it fell from 6.2% to 3.6% (both pre-tax, real) in gradual steps over 2014-16. Enexis has demonstrated its ability to operate within the bounds of the regulatory return allowance, and to fund comfortably within the cost of debt embedded assumed by the regulator. We expect Enexis's cost of external debt to remain below the allowed cost until 2018, supported by recent bond issuance, including €500 million 0.875% 10-year notes

issued in April 2016 to pre-pay two shareholder loans of around €600 million. Cost of debt could decrease further with ongoing funding of required investments and the refinancing of maturing debt in 2019-20.

Exhibit 4

Regulatory allowance for cost of debt 2017-2021 and Enexis's average cost of debt (Moody's estimate)



Note: Moody's estimates exclude Enexis's refinancing needs in 2019-2020 and any new funding required to support the increase in investments
Source: ACM, Enexis annual reports and Moody's estimate

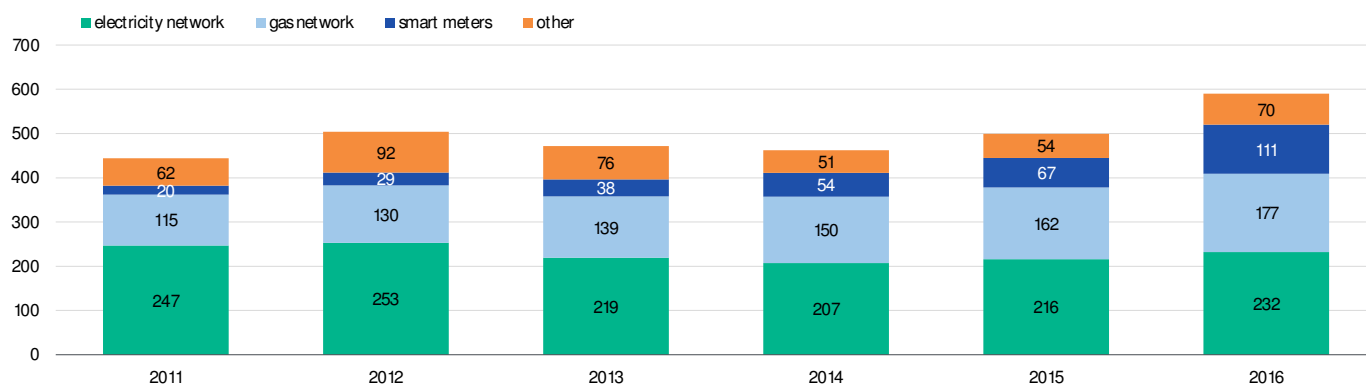
The regulator also imposes a series of cost efficiency targets on the networks, which combined with the allowed return determine the so-called 'X-factor', currently set at 2.13% for electricity and 1.54% for gas annually for Enexis (previously around 5% and 7% respectively). This results in an incremental decline in the portion of revenue that will cover operating costs. While base costs are reset on the basis of average costs in the period 2013-2015, resulting in an increase in the overall revenue allowance for 2017-21, and the X-factor also incorporates the decrease in the allowed returns, operating efficiency targets may still prove challenging.

Moderate capital expenditure requirements post asset swap transaction

Enexis's internal investment plan does not present a challenge in terms of scale or growth ambitions. We expect capital expenditure to gradually increase over the current regulatory period, reflecting the roll out of smart meters, with overall investments (gross of customer contributions) of around €600 million p.a., a slight increase from current levels of ca. €450-500 million p.a..

Exhibit 5

Moderate capex requirements support financial metrics (in € millions)



Source: Enexis

Total investment in 2016 were considerably higher than the annual average due to the Alliander asset swap payment (excluded from Exhibit 5), as part of which Enexis transferred its networks in the Friesland province and the Noordoostpolder area, in exchange for Alliander's network in the Eindhoven and Southeast Brabant region (operated by Endinet). This is part of the Dutch government's wider policy to arrange network operations along provincial borders.

Endinet's business serves a larger number of customers (108,000 electricity and 398,000 gas connections) than Enexis's assets transferred to Alliander (combined 79,000 electricity and 223,000 gas connections). Therefore, Enexis compensated Alliander by paying €359 million. With the payment being debt-funded, financial metrics for 2016 declined slightly compared with previous years, but not materially changing Enexis's overall credit quality.

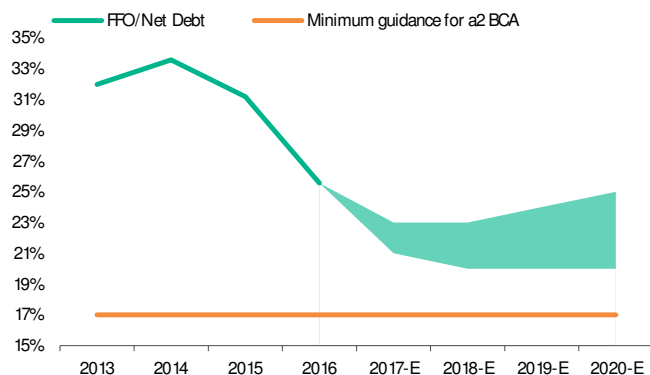
Modest leverage compared with peers supports strong stand-alone credit quality

Like its closest peer Alliander, Enexis exhibits a strong financial profile with modest financial leverage compared with the wider European peer group of energy network companies. Over the medium term, we expect that Enexis's metrics will weaken with (1) the reduction in allowed returns (itself a reflection of the lower interest rate environment); (2) slightly increased investment requirements from the roll out of smart meters; and (3) the €359 million payment to Alliander made in 2016.

Nevertheless, overall leverage will remain modest in the wider European context. We forecast Enexis will maintain FFO/net debt in the low- to mid-twenties in percentage terms and net debt/fixed assets below 40% over the medium term. The robust financial profile is also supported by a comparably modest dividend policy, with a payout ratio of 50%, and an implicit commitment to shareholders to maintain an absolute dividend level of around €100 million on a best efforts basis.

Exhibit 6

Moody's forecast declining cash flows due to lower returns... FFO/Net Debt against guidance

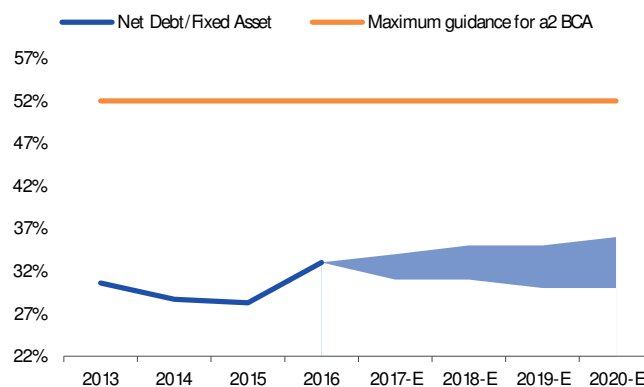


Note: [1] All ratios are based on 'Adjusted' financial data and incorporate Moody's Global Standard Adjustments for Non-Financial Corporations; [2] As of 12/31/2016; [3] This represents Moody's forward view; not the view of the issuer; and unless noted in the text, does not incorporate significant acquisitions and divestitures.

Source: Moody's Financial Metrics TM, Moody's forecast incorporating draft regulatory proposals

Exhibit 7

... but relatively stable RAB-gearing Net Debt/Fixed Assets against guidance



Note: [1] All ratios are based on 'Adjusted' financial data and incorporate Moody's Global Standard Adjustments for Non-Financial Corporations; [2] As of 12/31/2016; [3] This represents Moody's forward view; not the view of the issuer; and unless noted in the text, does not incorporate significant acquisitions and divestitures.

Source: Moody's Financial Metrics TM, Moody's forecast incorporating draft regulatory proposals

Liquidity Analysis

Enexis's liquidity position is supported by (1) strong cash flow generation from its regulated monopoly network activities; (2) approximately €198 million cash and liquid deposits as of December 2016; and (3) an undrawn €600 million revolving credit facility (RCF) maturing in June 2021. In December 2016, Enexis also established a €1 billion commercial paper programme, which the company expects to use for short-term liquidity needs.

Enexis's repayment profile is manageable with its last outstanding shareholder loan of €350 million maturing in 2019 and a €500 million bond maturing in 2020. Enexis repaid €500 million term loans and €82 million perpetual shareholder loans over 2016.

Profile

Enexis Holding N.V. is a holding company of Enexis B.V., which owns and manages the gas and electricity distribution networks in several Dutch regions, covering around 31% of the country. Enexis B.V. generates more than 95% of the group's revenue and represents 99% of group assets and liabilities. Enexis is one of the three largest electricity and gas network operators in the Netherlands responsible for the maintenance, management and development of the medium-voltage electricity and gas distribution grids. It operates around 136,900 km of electricity cable and 46,200 km of gas pipelines, delivering electricity to approximately 2.8 million customers and gas to 2.3 million customers.

Enexis is fully owned by Dutch provinces and municipalities, with the largest owners being the provinces of Noord Brabant (31%), Overijssel (20%), Limburg (16%), Groningen (7%) and Drenthe (2%). The remaining 24% stake is owned by 100 municipalities where Enexis provides its network services.

Rating Methodology and Scorecard Factors

The principal methodology used in assessing Enexis's stand-alone credit quality, i.e. prior to incorporating the benefit of its ownership structure, is [Moody's rating methodology for regulated electric and gas networks](#), published in March 2017.

The indicated rating from the regulated networks methodology grid is A1, one notch higher than the assigned a2 baseline credit assessment (BCA), reflecting the historically strong financial metrics. Over the next 12-18 months, we expect Enexis to continue to exhibit a very strong financial profile, but to modestly weaken as a result of lower allowed returns.

Exhibit 8

Enexis Holding N.V. - Rating Grid

		Current FY 12/31/2016	Moody's 12-18 Month Forward View as of April 2017 [3]
Regulated Electric and Gas Networks Industry Grid [1][2]			
Factor 1 : Regulatory Environment and Asset Ownership Model (40%)	Measure	Score	Measure
	a) Stability and Predictability of Regulatory Regime	Aa	Aa
	b) Asset Ownership Model	Aa	Aa
	c) Cost and Investment Recovery (Ability and Timeliness)	A	A
	d) Revenue Risk	Aa	Aa
Factor 2 : Scale and Complexity of Capital Program (10%)			
	a) Scale and Complexity of Capital Program	Baa	Baa
Factor 3 : Financial Policy (10%)			
	a) Financial Policy	A	A
Factor 4 : Leverage and Coverage (40%)			
	a) FFO Interest Coverage (3 Year Avg)	7.4x	7x - 9x
	b) Net Debt / Fixed Assets (3 Year Avg)	30.1%	31% - 34%
	c) FFO / Net Debt (3 Year Avg)	29.8%	22% - 25%
	d) FCF / Net Debt (3 Year Avg)	23.5%	17% - 20%
Rating:			
	Indicated Rating from Grid Factors 1-4	Aa3	A1
Rating Lift		0	0
	a) Indicated Rating from Grid	Aa3	A1
	b) Actual BCA Assigned		a2
Government-Related Issuer			Factor
	a) Baseline Credit Assessment		a2
	b) Government Local Currency Rating		n/a
	c) Default Dependence		Very High
	d) Support		Strong
	e) Final Rating Outcome		Aa3

Note: [1] All ratios are based on 'Adjusted' financial data and incorporate Moody's Global Standard Adjustments for Non-Financial Corporations; [2] As of 12/31/2015; [3] This represents Moody's forward view; not the view of the issuer; and unless noted in the text, does not incorporate significant acquisitions and divestitures.

Source: Moody's Financial Metrics TM

Enexis is fully owned by Dutch regional and local governments, with public ownership of the networks required by current legislation. Therefore, in assessing Enexis's credit quality, we apply our [rating methodology for government-related issuers, published in October 2014](#).

Enexis Aa3 rating incorporates a two-notch uplift from its stand-alone credit quality, expressed as a BCA of a2, reflecting the likelihood of extraordinary financial support being provided by its owners, the largest of which is the Province of Noord-Brabant with around 31% holding, if this were ever required. Although ownership of Enexis is relatively fragmented among 5 provinces and 100 municipalities, our assumption of strong support reflects (1) the importance of Enexis's network operations for the regional economy; (2) the fact the four largest provinces together hold 74% of the company's shares; and (3) the strong governance framework in the Netherlands with oversight by the national government.

Our assessment of a very high level of dependence (i.e. the degree of exposure to common drivers of credit quality) between Enexis and its local government shareholders reflects our expectation that Enexis, like its owners, will continue to derive all of its revenues from domestic sources.

Ratings

Exhibit 9

Category	Moody's Rating
ENEXIS HOLDING N.V.	
Outlook	Stable
Issuer Rating -Dom Curr	Aa3
Senior Unsecured -Dom Curr	Aa3
ST Issuer Rating -Dom Curr	P-1
ENEXIS B.V.	
Outlook	Stable
Issuer Rating -Dom Curr	Aa3

Source: Moody's Investors Service

© 2017 Moody's Corporation, Moody's Investors Service, Inc., Moody's Analytics, Inc. and/or their licensors and affiliates (collectively, "MOODY'S"). All rights reserved.

CREDIT RATINGS ISSUED BY MOODY'S INVESTORS SERVICE, INC. AND ITS RATINGS AFFILIATES ("MIS") ARE MOODY'S CURRENT OPINIONS OF THE RELATIVE FUTURE CREDIT RISK OF ENTITIES, CREDIT COMMITMENTS, OR DEBT OR DEBT-LIKE SECURITIES, AND MOODY'S PUBLICATIONS MAY INCLUDE MOODY'S CURRENT OPINIONS OF THE RELATIVE FUTURE CREDIT RISK OF ENTITIES, CREDIT COMMITMENTS, OR DEBT OR DEBT-LIKE SECURITIES. MOODY'S DEFINES CREDIT RISK AS THE RISK THAT AN ENTITY MAY NOT MEET ITS CONTRACTUAL, FINANCIAL OBLIGATIONS AS THEY COME DUE AND ANY ESTIMATED FINANCIAL LOSS IN THE EVENT OF DEFAULT. CREDIT RATINGS DO NOT ADDRESS ANY OTHER RISK, INCLUDING BUT NOT LIMITED TO: LIQUIDITY RISK, MARKET VALUE RISK, OR PRICE VOLATILITY. CREDIT RATINGS AND MOODY'S OPINIONS INCLUDED IN MOODY'S PUBLICATIONS ARE NOT STATEMENTS OF CURRENT OR HISTORICAL FACT. MOODY'S PUBLICATIONS MAY ALSO INCLUDE QUANTITATIVE MODEL-BASED ESTIMATES OF CREDIT RISK AND RELATED OPINIONS OR COMMENTARY PUBLISHED BY MOODY'S ANALYTICS, INC. CREDIT RATINGS AND MOODY'S PUBLICATIONS DO NOT CONSTITUTE OR PROVIDE INVESTMENT OR FINANCIAL ADVICE, AND CREDIT RATINGS AND MOODY'S PUBLICATIONS ARE NOT AND DO NOT PROVIDE RECOMMENDATIONS TO PURCHASE, SELL, OR HOLD PARTICULAR SECURITIES. NEITHER CREDIT RATINGS NOR MOODY'S PUBLICATIONS COMMENT ON THE SUITABILITY OF AN INVESTMENT FOR ANY PARTICULAR INVESTOR. MOODY'S ISSUES ITS CREDIT RATINGS AND PUBLISHES MOODY'S PUBLICATIONS WITH THE EXPECTATION AND UNDERSTANDING THAT EACH INVESTOR WILL, WITH DUE CARE, MAKE ITS OWN STUDY AND EVALUATION OF EACH SECURITY THAT IS UNDER CONSIDERATION FOR PURCHASE, HOLDING, OR SALE.

MOODY'S CREDIT RATINGS AND MOODY'S PUBLICATIONS ARE NOT INTENDED FOR USE BY RETAIL INVESTORS AND IT WOULD BE RECKLESS AND INAPPROPRIATE FOR RETAIL INVESTORS TO USE MOODY'S CREDIT RATINGS OR MOODY'S PUBLICATIONS WHEN MAKING AN INVESTMENT DECISION. IF IN DOUBT YOU SHOULD CONTACT YOUR FINANCIAL OR OTHER PROFESSIONAL ADVISER. ALL INFORMATION CONTAINED HEREIN IS PROTECTED BY LAW, INCLUDING BUT NOT LIMITED TO, COPYRIGHT LAW, AND NONE OF SUCH INFORMATION MAY BE COPIED OR OTHERWISE REPRODUCED, REPACKAGED, FURTHER TRANSMITTED, TRANSFERRED, DISSEMINATED, REDISTRIBUTED OR RESOLD, OR STORED FOR SUBSEQUENT USE FOR ANY SUCH PURPOSE, IN WHOLE OR IN PART, IN ANY FORM OR MANNER OR BY ANY MEANS WHATSOEVER, BY ANY PERSON WITHOUT MOODY'S PRIOR WRITTEN CONSENT.

All information contained herein is obtained by MOODY'S from sources believed by it to be accurate and reliable. Because of the possibility of human or mechanical error as well as other factors, however, all information contained herein is provided "AS IS" without warranty of any kind. MOODY'S adopts all necessary measures so that the information it uses in assigning a credit rating is of sufficient quality and from sources MOODY'S considers to be reliable including, when appropriate, independent third-party sources. However, MOODY'S is not an auditor and cannot in every instance independently verify or validate information received in the rating process or in preparing the Moody's publications.

To the extent permitted by law, MOODY'S and its directors, officers, employees, agents, representatives, licensors and suppliers disclaim liability to any person or entity for any indirect, special, consequential, or incidental losses or damages whatsoever arising from or in connection with the information contained herein or the use of or inability to use any such information, even if MOODY'S or any of its directors, officers, employees, agents, representatives, licensors or suppliers is advised in advance of the possibility of such losses or damages, including but not limited to: (a) any loss of present or prospective profits or (b) any loss or damage arising where the relevant financial instrument is not the subject of a particular credit rating assigned by MOODY'S.

To the extent permitted by law, MOODY'S and its directors, officers, employees, agents, representatives, licensors and suppliers disclaim liability for any direct or compensatory losses or damages caused to any person or entity, including but not limited to by any negligence (but excluding fraud, willful misconduct or any other type of liability that, for the avoidance of doubt, by law cannot be excluded) on the part of, or any contingency within or beyond the control of, MOODY'S or any of its directors, officers, employees, agents, representatives, licensors or suppliers, arising from or in connection with the information contained herein or the use of or inability to use any such information.

NO WARRANTY, EXPRESS OR IMPLIED, AS TO THE ACCURACY, TIMELINESS, COMPLETENESS, MERCHANTABILITY OR FITNESS FOR ANY PARTICULAR PURPOSE OF ANY SUCH RATING OR OTHER OPINION OR INFORMATION IS GIVEN OR MADE BY MOODY'S IN ANY FORM OR MANNER WHATSOEVER.

Moody's Investors Service, Inc., a wholly-owned credit rating agency subsidiary of Moody's Corporation ("MCO"), hereby discloses that most issuers of debt securities (including corporate and municipal bonds, debentures, notes and commercial paper) and preferred stock rated by Moody's Investors Service, Inc. have, prior to assignment of any rating, agreed to pay to Moody's Investors Service, Inc. for appraisal and rating services rendered by it fees ranging from \$1,500 to approximately \$2,500,000. MCO and MIS also maintain policies and procedures to address the independence of MIS's ratings and rating processes. Information regarding certain affiliations that may exist between directors of MCO and rated entities, and between entities who hold ratings from MIS and have also publicly reported to the SEC an ownership interest in MCO of more than 5%, is posted annually at www.moody.com under the heading "Investor Relations — Corporate Governance — Director and Shareholder Affiliation Policy."

Additional terms for Australia only: Any publication into Australia of this document is pursuant to the Australian Financial Services License of MOODY'S affiliate, Moody's Investors Service Pty Limited ABN 61 003 399 657AFSL 336969 and/or Moody's Analytics Australia Pty Ltd ABN 94 105 136 972 AFSL 383569 (as applicable). This document is intended to be provided only to "wholesale clients" within the meaning of section 761G of the Corporations Act 2001. By continuing to access this document from within Australia, you represent to MOODY'S that you are, or are accessing the document as a representative of, a "wholesale client" and that neither you nor the entity you represent will directly or indirectly disseminate this document or its contents to "retail clients" within the meaning of section 761G of the Corporations Act 2001. MOODY'S credit rating is an opinion as to the creditworthiness of a debt obligation of the issuer, not on the equity securities of the issuer or any form of security that is available to retail investors. It would be reckless and inappropriate for retail investors to use MOODY'S credit ratings or publications when making an investment decision. If in doubt you should contact your financial or other professional adviser.

Additional terms for Japan only: Moody's Japan K.K. ("MJJK") is a wholly-owned credit rating agency subsidiary of Moody's Group Japan G.K., which is wholly-owned by Moody's Overseas Holdings Inc., a wholly-owned subsidiary of MCO. Moody's SF Japan K.K. ("MSFJ") is a wholly-owned credit rating agency subsidiary of MJJK. MSFJ is not a Nationally Recognized Statistical Rating Organization ("NRSRO"). Therefore, credit ratings assigned by MSFJ are Non-NRSRO Credit Ratings. Non-NRSRO Credit Ratings are assigned by an entity that is not a NRSRO and, consequently, the rated obligation will not qualify for certain types of treatment under U.S. laws. MJJK and MSFJ are credit rating agencies registered with the Japan Financial Services Agency and their registration numbers are FSA Commissioner (Ratings) No. 2 and 3 respectively.

MJJK or MSFJ (as applicable) hereby disclose that most issuers of debt securities (including corporate and municipal bonds, debentures, notes and commercial paper) and preferred stock rated by MJJK or MSFJ (as applicable) have, prior to assignment of any rating, agreed to pay to MJJK or MSFJ (as applicable) for appraisal and rating services rendered by it fees ranging from JPY200,000 to approximately JPY350,000,000.

MJJK and MSFJ also maintain policies and procedures to address Japanese regulatory requirements.

REPORT NUMBER 1064443